


MyCortex

The complete biostimulant product

MyCortex contains a range of specially selected microbial and extract-based biostimulants: 5no. species of *Bacillus* bacteria, 2no. species of *Trichoderma*, *Aspergillus niger*, *Glomus* (*Intraradices*, *etunicatum*, *deserticola*, *clarum*). These carefully selected microbes are combined with a food source that is specifically chosen for your application method of choice, i.e. as a granular or water dispersible. The benefits that these microbes and biostimulants confer to plants are numerous, creating a healthy bioactive complex in the root zone leading to vigorous and robust plant growth with minimal requirement for additional inputs.

Why choose MyCortex?

Unlike nutrient deficiencies, pests, or disease problems, it is difficult to identify a deficiency in the beneficial microbes required for a plant to meet its growth/yield potential. Therefore, MyCortex covers all the bases, supplying a consortium of microbes and a range of biostimulants known to regularly induce yield uplift in many crops. Furthermore, these components act synergistically, improving their effectiveness and supporting microbial life far beyond the first application. Biotechnica's experts in biostimulant formulation will then prepare your living MyCortex to order and tailor the formulation to suit your delivery system (see below). No filler is used, with 100% of the ingredients being an active component of the system.



For further information, please visit www.biotechnica.co.uk

MyCortex


The complete biostimulant product

Active components in MyCortex include:

Mycorrhizal fungi: It has been long recognised that mycorrhizae enable plants to extract nutrients from the soil much more easily than roots alone. This is because the fungi live in close association with roots. The increased ability of roots to obtain nutrients when in partnership with mycorrhizae is particularly important for the uptake of phosphorus, which is poorly soluble and diffuses extremely slowly in soils. Even the uptake of more available nutrients and water, is greatly improved through mycorrhizal association. Other benefits of mycorrhizae include increased protection against pests, pathogens, and environmental stresses.

Trichoderma fungi: Naturally occurring fungi, which crowd out many plant diseases that attack roots. The fungal species in MyCortex have been known to protect plants against such fungal diseases as Fusarium, Pythium, Rhizoctonia, Phytophthora and other soil borne pathogens.

Beneficial bacteria: The consortium of bacteria in MyCortex is derived from Biotechnica's unique BactoLife culture which contains over 20 beneficial species and strains in an optimized ratio to populate the soil and re-establish biological activity. The blend includes Rhizobia and Azotobacter which fix atmospheric nitrogen, and Bacillus, Saccharomyces and other strains which help solubilize nutrients and build soil structure. Beneficial microbes also colonise the root zone and provide effective protection against diseases.



MyCortex

The complete biostimulant product


Humates: The addition of humates (humic and fulvic acids) acts as a balancing agent making nutrients biologically available. Humates are also powerful root growth stimulants, thereby setting the conditions for rapid establishment and robust, disease resistant, growth. Humates act as chelating agents, making nutrients more bio-available and retaining them in the root zone.

Saponins: To balance and promote microbial activity in the soil, MyCortex contains active plant saponins, which have been used to great effect, to promote biological activity, particularly in soils low in organic content where they stimulate root development and boost the soil microbial population.

Biotechnica also supply humates as BioHumate and saponins as BioFlow which can be used to stimulate rhizosphere bio-population and/or maintain the biological activity created by the addition of MyCortex.

Microbial feedstock: Depending upon your specific application method, additional microbial feedstocks can be added to the formulation. This includes balanced amino acids and complex carbohydrates, which sustain microbial growth during the period of plant establishment in the soil and to promote the symbiotic link to the plants.





The main benefits of MyCortex are:

- Stimulation and promotion of root growth
- Improved plant nutrition (especially in adverse conditions)
- Nitrogen fixation
- Improved disease resistance
- Enhanced stress resistance (environmental, soil and toxic stress).
- An increase in soil microbes
- Improved soil quality and structure

Application protocols


General points

Suitable for use in both professional and amateur horticulture.

Incorporate into the soil at the time of planting to generate a beneficial microclimate in the root zone.

Because of the requirements for biological growth, results are not immediate with MyCortex. It will take a number of weeks, for the organisms to develop and multiply and the benefits will become more apparent as time progresses, especially in warmer weather conditions.

MyCortex is not hazardous to humans or animals. However people with known skin or allergy problems should wear protective gloves and masks.



Incompatibilities

No known incompatibilities, but Biotechnica cannot predict, or guarantee mix success for any product. For dispersible formulations, always conduct a bucket test to confirm compatibility.

For some crops the mycorrhizal fungi in MyCortex will not be effective, this includes:

- **Non-mycorrhizal plants:** while over 90% of plants will form a connection with mycorrhizal fungi, there are some exceptions. There are no fungi that will form a mycorrhizal connection with Brassica crops and a very limited number of ornamental plants (contact Biotechnica for more details). These plants will still form connections with the beneficial bacteria in MyCortex and respond to the biostimulant components.
- **Short-lived plants:** Choose a fast-acting biostimulant, such as AlgaFlex seaweed extract, or Amino Acid AM3.



Granular form

Agriculture


Incorporate into the soil at planting. Apply at 10kg/ha via a suitable unit such as a Horstine applicator.


Forestry & Shrub – Root-dip

For tree and shrub planting MyCortex is formulated with a moisture-retaining polymer. When combined with water it forms a semi-viscous gel that surrounds the entire root system, helping to maintain hydration and protect the newly planted sapling. The gel also acts as a food source for the microbes during establishment. As a result MyCortex is a unique aid for the establishment of transplanted trees and shrubs by giving the plant the best possible start, particularly in less than ideal conditions.

One 250g sachet of powder will make approximately 20 litres of liquid dip. This is enough to treat approximately 500 whips, depending on root density. Gradually add the contents of one sachet to 20 litres of water, whilst stirring, to get a good dispersion. Re-mix again after 10 minutes. The product will have developed a creamy consistency after 20 minutes. Because water quality affects the gel structure, slightly more or less water may be required to achieve the desired consistency.

Dip bare roots and allow the excess to drain back into the container. A good coat should cling to the roots. Plant as soon as possible. Because the product is “live” it should be used within 24 hours. Do not dip specimens that show obvious signs of disease or decay.





Turfgrass surfaces

New turfgrass surfaces: Broadcast 80-100kg/ha and incorporate to a depth of 50-100mm before seeding or turfing.

Established turfgrass surfaces: Apply after aeration, i.e. hollow coring or solid spiking, at 20kg/ha by mixing with seed and/or topdressing sand. MyCortex is suitable for use with wet or dry injection equipment.

Dispersible Full Concentration

Field crops

Can be applied in solution into a planting furrow with the seed/propagation material or coated onto the seed/propagation material.

- **Seed coating:** tumble seed with a solution of MyCortex Dispersible or with clay based slurry using sufficient to give a uniform coating. If seed is to be dried after coating restrict drying temperatures to below 35°C.
- **Direct into the planting furrow with the seed/propagation material:** Prepare a simple aqueous solution that can be metered or trickled into the furrow together with the seed.
- Apply 150g/ha of MyCortex adjusting the amount per weight of seed according to sowing rate. The dilution rate is not critical and can be adjusted to accommodate the application equipment.



Turfgrass surfaces

Dilute and spray 1kg MyCortex Dispersible in 300-400L water per hectare of turfgrass surface. Apply every four weeks from April to end September.

Dispersible B1

Containerised plants:

2-3 litre pots: apply 10g
10+ litre pots: apply 15-20g.

Established trees:

Mix MyCortex with sand and insert this mix into holes prepared around the drip line perimeter at 250 g/m².

Tree planting: (as an alternative to the root dip MyCortex [formulation])
Apply 5g (1 teaspoon) into the planting hole for root balls up to 2 litres in size. For larger specimens apply 50g for each 2.5cm of trunk diameter and mix into the backfill material.

Growing media:

Mix in at 2.5Kg/m³.

Organic cultivation

MyCortex is approved for use in organic cultivation by the Organic Farmers and Growers Association.

For more information on any of our products, contact our BioAgronomy experts.



Contact us

+44 (0)1234 989 000
info@biotechnica.co.uk

Hudson Road, Elms Farm Industrial Estate,
Bedford, MK41 0HR, United Kingdom

